
















FOREWORD

This maintenance manual is designed to serve as a reference for DOOSAN Infracore (here after DOOSAN's) customers and distributors who wish to gain basic product knowledge on DOOSAN's **DV11** Diesel engine.

This economical and high-performance diesel engine (6 cylinders, 4 strokes, in-line, direct injection type) has been so designed and manufactured to be used for industrial purpose. That meets all the requirements such as low noise, fuel economy, high engine speed, and durability.

To maintain the engine in optimum condition and retain maximum performance for a long time, **CORRECT OPERATION** and **PROPER MAINTENANCE** are essential.

In this manual, the following symbols are used to indicate the type of service operations to be performed.

	Removal		Adjustment
	Installation		Cleaning
	Disassembly		Pay close attention-Important
	Reassembly		Tighten to specified torque
	Align the marks		Use special tools of manufacturer's
	Directional Indication		Lubricate with oil
	Inspection		Lubricate with grease
	Measurement		

During engine maintenance, please observe following instructions to prevent environmental damage;

- Take old oil to an old oil disposal point only.
- Ensure without fail that oil and diesel fuel will not get into the sea or rivers and canals or the ground.
- Treat undiluted anti-corrosion agents, antifreeze agents, filter element and cartridges as special waste.
- The regulations of the relevant local authorities are to be observed for the disposal of spent coolants and special waste.

If you have any question or recommendation in connection with this manual, please do not hesitate to contact our head office, dealers or authorized service shops near by your location for any services.

For the last, the content of this maintenance instruction may be changed without notice for some quality improvement. Thank you.

CONTENTS

1. Safety Regulations & Specifications

1.1. Safety Regulations	1
1.2. Engine Specifications	5
1.3. Engine Power	6
1.4. Engine Performance Curve	7
1.5. Engine Assembly	10

2. Technical Information

2.1. Engine Model and Serial Number	13
2.2. Diagnostic Tool (SCAN-200)	14
2.3. Engine Character	14
2.4. Diagnosis and Remedy	33
2.5. Engine Inspection	43

3. Disassembly and Reassembly of Major Components

3.1. Engine Disassembly	45
3.2. Measurement and Inspection of Major Parts	58
3.3. Engine Reassembly	79
3.4. Fuel Injection System	100
3.5. Electrical System	113
3.6. Engine Diagnostic	122
3.7. Operating Condition of the ECU	128

4. Commissioning and Operation

4.1. Preparation	130
4.2. Breaking-in	130
4.3. Inspection after Starting	132
4.4. Operation in Winter Time	133
4.5. Engine Components Check after Long Time Running	135
4.6. Maintenance and care	135
4.7. Cooling System	137
4.8. Adjustment of Valve Clearance	139
4.9. Tightening the Cylinder Head Bolts	142

5. Maintenance of Major Components

5.1. Cooling System 143

5.2. Lubricating System. 147

5.3. Turbo Charger 150

5.4. Belt. 158

6. Special Tool List 160

- **Appendix**
- **Part & After service center**
- **Applications for DOOSAN engine**